

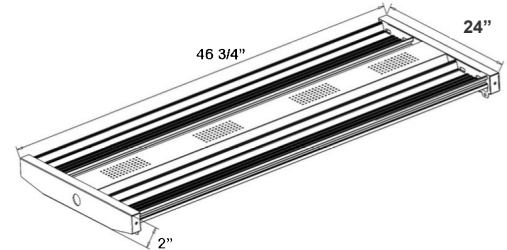
LLHB4 SERIES Industrial Lighting

LLHB4-500W-50K-D
4TH GENERATION OF LINEAR HIGH BAYS

Customer Name: _____

Project Name: _____

Note: _____ | Type: _____



46 3/4" (L) X 24" (W) X 2" (H)

Ideal for replacement of conventional lighting systems such as HID and fluorescent. Applications include manufacturing warehousing and other large indoor spaces with mounting heights from 10ft. to 40ft. the fixture can be surface mounted also.

Features

- High Quality LED Chips To Provide High Efficiency, Heat Dissipation
- Stability, And Lumen Maintenance.
- Polycarbonate Lens, High Flame Retardant Point
- 50,000 Hours Rated Life
- 5-Year Warranty

Technical Specifications

Electrical:

- Voltage: 120~277VAC/50~60 Hz
- Wattage: 500W
- Power Factor: >0.95
- Efficacy: 130 LPW

Mechanical:

- Surge Protector
- Steel Housing
- Steel Thickness: 24 Gauge
- V-Hooks
- Unprecedented Quality.
- Aluminum LED Board
- Operating Temperature: -4°F ~ 131°F
- Suitable for Damp Locations

Lighting:

- Dimming: 0~10V Dimmable
- Lens: Polycarbonate Lens
- Total Lumens: 65000LM (Per Industry Standards, Lumens Are Reported Without Frosted Lens)
- Color Temperatures: 5000K
- Color Rendering Index: >80
- Wide Beam Angle
- LED SMD Type: Edison 2835

Applications:

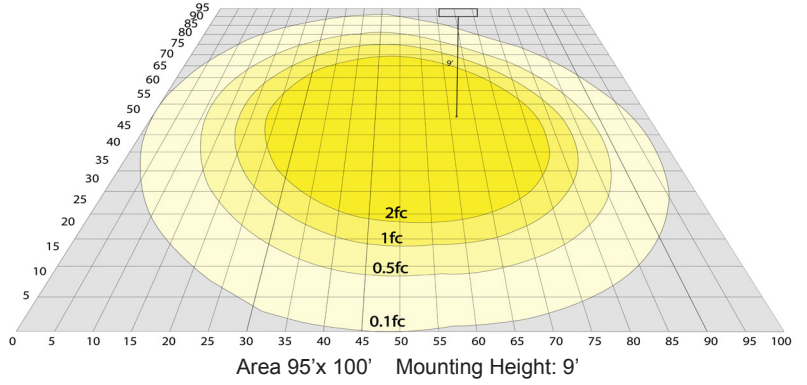
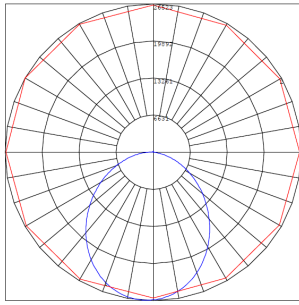
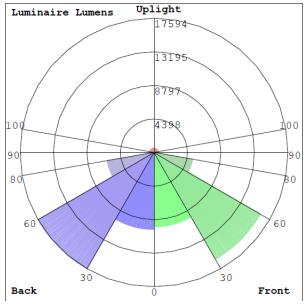
- Warehouse
- Manufacturing Plants Distribution Centers
- Industrial Commercial
- Grocery Stores Gymnasiums
- Cold Storage

Other Models:

- 50W | 7750LM | LLHB4-50W-40K-D
- 50W | 7550LM | LLHB4-50W-50K-D
- 100W | 15500LM | LLHB4-100W-40K-D
- 100W | 15500LM | LLHB4-100W-50K-D
- 150W | 23250LM | LLHB4-150W-40K-D
- 150W | 23250LM | LLHB4-150W-50K-D
- 200W | 31000LM | LLHB4-200W-40K-D
- 200W | 31000LM | LLHB4-200W-50K-D
- 300W | 46500LM | LLHB4-300W-40K-D
- 300W | 46500LM | LLHB4-300W-50K-D
- 410W | 53300LM | LLHB4-410W-50K-D



Photometrics: LLHB4-500W-D



BUG Rating: B5-U3-G4

Other Views:



Front View



Side View



Back View

Performance Table: LLHB4-500W-D

MODEL NO.	Wattage	Voltage	Lumens	Color Temp.	BUG Rating	LPW
LLHB4-500W-50K-D	500W	120-277V	65000LM	5000K	B5-U3-G4	130

Sample Ordering

Model Wattage Color Temp. Dimming

LLHB4 - 500W - 50K - D


Accessory Options

SCL-GSY10 = HEAVY-DUTY ADJUSTABLE 10FT. 1/16" SUSPENSION KIT WITH Y-CONNECTOR & LOOP GRIPPER & HOOKS
 SCL-GSY20 = HEAVY-DUTY ADJUSTABLE 20FT. 1/16" SUSPENSION KIT WITH Y-CONNECTOR & LOOP GRIPPER & HOOKS
 LLHB4-RODKIT = OPTIONAL ROD KIT, 3-1/4" DIA. X 40" H
 WEC-2MD-35 = SENSOR COMPONENT

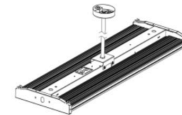
Factory-Installed Options

Blank = No Option
 OPT-SEN-LLHB4 = MICROWAVE Bi-Level SENSOR
 OPT-EM-HB4INT = INTERNAL EMERGENCY BATTERY BACKUP
 OPT-LLHB4-SMK = SURFACE MOUNTING OPTION
 OPT-FWH-63 = 6FT 3-WIRE WHIP
 OPT-FWH-65 = 6FT 5-WIRE WHIP
 OPT-FWH-66 = 6FT 6-WIRE WHIP
 OPT-HBC-125TL-WH = 8FT, 15A, 125V, WHITE
 OPT-HBC-277TL-WH = 8FT, 15A, 277V, WHITE
 OPT-HBC-125SB-WH = 10FT, 15A, 125V, 18/3STR, WHT

ACCESSORIES:



SCL-GSY10
SCL-GSY20



LLHB4-RODKIT
(Fixture Shown with LLHB4-RODKIT)



LLHB4-SMK
(Fixture Shown with LLHB4-SMK)



WEC-2MD-35
(Fixture Shown with WEC-2MD-35)

FACTORY-INSTALLED OPTION:



OPT-EM-HB4INT



OPT-SEN-LLHB4

